















2024 Assessment Results

Key Results - 2023-2024					
Assessment	Statistic	Cohort	School Result	National Comparison	National Result
KS2 Reading, Writing & Maths combined	% of pupils achieving the expected standard	28	54%	Below	61%
KS2 Reading, Writing & Maths combined	% of pupils achieving the higher standard	28	11%	At or above	8%
Multiplication Tables Check (MTC)	% of pupils scoring full marks (25/25)	21	43%	At or above	34%
Phonics Screening Check	% of pupils passing in Year 1	26	88%	At or above	~ 80%
Early Years Foundation Stage	% of pupils achieving a Good Level of Development	20	70%	At or above	68%

Key Stage 2										
Subject	Statistic	2018-2019		2021-2022		2022-2023		2023-2024		
		School	National	School	National	School	National	Cohort	School	National
Reading, Writing & Maths combined	% of pupils achieving the expected standard	-	65%	-	59%	-	60%	28	54% 	61%
Reading, Writing & Maths combined	% of pupils achieving the higher standard	-	11%	-	7%	-	8%	28	11% 	8%
Reading	% of pupils achieving the expected standard	-	73%	-	74%	-	73%	28	82% 	74%
Reading	% of pupils achieving the higher standard	-	27%	-	28%	-	29%	28	29% 	28%
Reading	Average scaled score	-	104.0	-	105.0	-	105.0	27	105.8 	105.0
Writing	% of pupils achieving the expected standard	-	78%	-	69%	-	71%	28	68% 	72%
Writing	% of pupils working at greater depth	-	20%	-	13%	-	13%	28	18% 	13%
Maths	% of pupils achieving the expected standard	-	79%	-	71%	-	73%	28	68% 	73%
Maths	% of pupils achieving the higher standard	-	27%	-	22%	-	24%	28	29% 	24%
Maths	Average scaled score	-	105.0	-	104.0	-	104.0	27	103.4 	104.0
GPS	% of pupils achieving the expected standard	-	78%	-	72%	-	72%	28	71% 	72%
GPS	% of pupils achieving the higher standard	-	36%	-	28%	-	30%	28	50% 	32%
GPS	Average scaled score	-	106.0	-	105.0	-	105.0	27	106.4 	105.0
Science	% of pupils achieving the expected standard	-	83%	-	79%	-	80%	28	75% 	81%